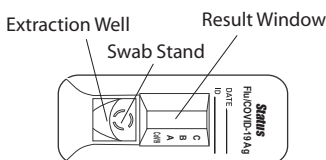



Status™ COVID-19/Flu

Nasopharyngeal Swab

TEST DEVICE



PROCEDURE



Tear the tab off the Extraction Reagent Capsule and dispense entire contents into the Extraction Well.



Insert the specimen swab in the Swab Stand.

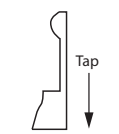
- **Rotate** swab 3 times to mix the specimen.

- **Let stand** 1 minute.

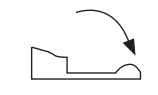
- **Rotate** swab 3 times again and discard the swab.



Raise the device upright and **let stand** 1–2 seconds.



Gently **tap** the device to ensure the liquid flows into the hole.

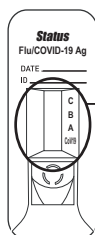


Lay the device back down.

Set a timer for 15 minutes.

4 **Read test results at 15 minutes.**
Do not read after 15 minutes.

INTERPRETATION OF RESULTS



A reddish purple A and/or B Line(s) with C Line is positive.



A line:
Influenza
type A



B line:
Influenza
type B



A & B lines:
Influenza
type A & B*



CoV19 line:
COVID-19



A & CoV19 lines:
Influenza type A
& COVID-19



B & CoV19 lines:
Influenza type A
& COVID-19



A, B & CoV19 lines:
Influenza type A, B
& COVID-19*

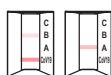
*Repeatable influenza A and B “dual positive” results should be confirmed by cell culture or PCR testing before reporting results.

NOTE: Co-infection with Influenza A, B and/or SARS-CoV-2 is rare. If results are positive for more than one antigen, i.e., Flu A, B and/or COVID-19, the patient specimens should be re-tested. Repeatable multiple positive results (more than one test line) should be confirmed by molecular assay before reporting results.

C Line only
Negative (-)



No C Line
Invalid



**Repeat with
new sample
and device.**